


# **P**adre Trails Camera Club

**Travel Competition - Blue Group**

**Sept, 20 2023**

**Judged by Doug Davlin**

1



**Yosemite Valley, Cascade Falls.jpg**  
*Jeff Hobbs*

2



**Chincoteague Island Pony Swim in Chincoteague, Virginia.jpg**  
*Carol Silveira*

3



**Friends Enjoying Warm Summer Sunset, Carmel, CA.jpg**  
*Joni Zabala*

## Blue '23 Places and Honorable Mentions

**Porto, Portugal.jpg**  
*Bill Shewchuk*

4



**The Palais de l'Isle, Annecy, France 1.JPG**  
*Margret Cordts*

5



6



**September in Switzerland.jpg**  
*Julie Chen*



15 - September in Switzerland.jpg

*Julie Chen*




Opened up shadows on the peak.... brings more color  
... more Fall to balance the image  
Cropped to rule of thirds and a bit less sky.



17 - Sunset Swim on the Potomac in Brunswick, Md.jpg



*Carol Silveira*



Cropped and adjusted shadows. Got rid of white dot/light on far left shore.



If there ever was a good argument to allow some image manipulation, this is it. Once you see those God awful TV antennas they are hard/impossible to un-see.

Peaceful and serene ... enhanced by the swan.

20 - The Palais de l'Isle, Annecy, France 1.JPG



Margret Cordts



06 - Chincoteague Island Pony Swim in Chincoteague, Virginia.jpg



*Carol Silveira*

Loved most everything about this image. Perhaps making the cowboy's face a bit lighter?

Technically and artistically pleasing.

I hope you get to take more pictures in this location.





Very flat light ... hard to get a “mood”.  
Loved all the rock work and the terraces.

My main suggestion would be to crop more to emphasize the main building ... the sky and mountain area not that visually important.

Making the scene lighter and sharper also helps.

01 - Abandoned Winery on the Bank of the Douro River, Portugal.jpg

*Bill Shewchuk*



Lightened shadows ... added 15% green photo filter ...  
cropped to rule of 1/3rds ... smart sharpen to 50%



05 - Autumn in Japanese Garden,  
Portland, OR.-09671.jpg

*Joni Zabala*



Cropped to move structure off of center... Adjusted shadows ... smart sharpen 50%. Wished for a  $\frac{3}{4}$  view of the little structure. Nice contrast.








09 - Friends Enjoying Warm Summer Sunset,  
Carmel, CA.jpg

*Joni Zabala*



Just cropped a wee bit frm the left and a wee bit from the bottom to provide a darker base for the image.

A nice, friendly tone for your image ... makes me wish I were with them.





Shadows lightened .... sky darkened ... cropped for emphasis .... smart sharpen 50%

**I have flown in this festival and it is a hoot!**

Glad you got to go. .... and survived!

10 - Hot Air Balloons over Albuquerque,  
New Mexico.jpg

*Chris Johnson*






Emphasize the obvious and eliminate the unnecessary.  
Lighten the shadows. sharpen 50% .... made the sky white  
for contrast.

Quite a building ....., Next time I'm in KC I will try to stop  
in.

19 - The Museum of Prairiefire.jpg

*Brian Spiegel*






Lighten shadows ... sharpen 50%

Nice composition and exposure.

So good to see a B/W image. Love it!

22 - Yosemite Valley, Cascade Falls.jpg

*Jeff Hobbs*





Only used smart sharpen to 50% to make the lenses a bit more transparent and bring out the text.

As I live in a museum ... a RR depot built in 1883 ... I can easily appreciate your image. Hang on to your artifacts.

21 - Travel Back To 1873 Boone Store,  
And Hardware\_.jpg

*Jeff Hobbs*





13 - on the way to market, Madagascar\_.jpg

*Kent Van Vuren*



Love all the people.... especially the ones with the baskets balanced a top their heads.

Lightened shadows... smart sharpened to 50%... cropped to a bit tighter composition. Good use of a diagonal line for the. image.

Good job,





14 - Porto, Portugal.jpg



*Bill Shewchuk*


Very nice image.

Lighten shadows a bit ... smart  
sharpen to 25%

No additional cropping, but you  
might want to correct for a bit of  
keystoning.

You found a nice street to capture.





12 - Luola's Chapel, Orton  
Plantation, NC.JPG




*Margret Cordts*

Nice colors but **too static**. Point of interest is not very interesting. Maybe move in closer?

i suggest cropping to rule of  $\frac{1}{3}$  and it will eliminate the window to the right. Also correct keystone, lighten shadows and flowers ...

Perhaps it is a nice chapel, but feels cold and sterile.







16 - Street Musician - Pike Place Market, Seattle.jpg



*Bill Brown*

Too bad we do not also get audio with the picture.

I would suggest cropping out the bottom  $\frac{1}{3}$  or  $\frac{1}{2}$ , Maybe change perspective and shoot to eliminate most of the music stand? Maybe like this:





Perspective is hindered by buildings in the background making image not very interesting. Too much foreground. Maybe try getting the camera up higher and shoot down on the fountain?

I tried a bit of cropping, sky darkening and smart sharpening to see what might also work.

Keep walking and looking for interesting objects.

11 - J.C. Nichols Memorial Fountain,  
by Henri-Léon Gréber.jpg



*Brian Spiegel*






18 - The Brotherhood of Mankind.jpg



*Rick Verbanec*

Love the statues, but the bldg. in the back dominates too much. Maybe get camera lower and shoot up with the sky as your background?

Your exposure is pretty good, but , next time, you might try also using a red filter....  
...or go with B/W?





08 - Entrance to the City,  
Valencia, Spain.jpg



*Julie Chen*

Applied keystone correction,, lighten entrance interior and darken the “city” a bit.

I like the concept of “framing” the shot with the tunnel, but it seems to really diminish the “city” part .... so I “made” the entrance a bit larger. Just an idea! I wish the cars were not there.





Need a different perspective .... maybe taken at night?  
Love sculptures by Mother Nature.

Tried turning the sky area white to super emphasize  
the rocks. Also darkened the foreground rocks a bit to  
try to give the image more dimension.

Hopefully you can go back and try different  
lighting and POVs.

02 - Alabama Hills, California.jpg



*Kent Van Vuren*





04 - Antlers in the Arch.jpg



*Rick Verbanec*

Just playiing a bit here. I have no idea where they are, but I have never seen so many antlers in one pile .... and you have not shown the entire pile.

Technically very nice, but I am not certain how that translates into the category of “travel”.






Tilt makes me rather sea-sick.

07 - Disembarking the Seattle-Bainbridge Ferry.jpg



*Bill Brown*

I guess I am too much of a traditonalist, Working only with the original, I prefer something more like this,





.... and the angels are ... where? Hopefully not on that plane.

This one is really tough to work with because the brothel too far away to read the sign and if we make the sign bigger then we lose the plane. Anyway, there may be a way, but right now I cannot see it. Sorry!

I did sharpen it a bit.

03 - Angel Ladies Brothel, Beatty, Nevada.jpg



*Chris Johnson*

